



## Common II

1-Phase Track Light

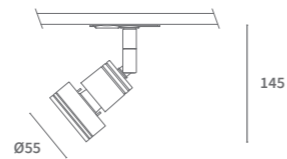
\*GZ10 / MR16



\* Compatible with most MR16 LED Bulbs with GZ10 / GU10 lamp base.

<b>Power</b>	Max. 50W
<b>Input Voltage</b>	230V
<b>Lamp Holder</b>	GZ10
<b>Lamp Type</b>	MR16 (50mm)
<b>Adapter</b>	1-Phase

\* Photometric information is determined by the chosen light source.



### PRODUCT LIST

Article No.	Product Name	Color	Lamp Type	Lamp Type	Power
2.16.0327	Common II	Silver Grey	MR16 (50mm)	GZ10	Max. 50W
2.16.0328	Common II	White	MR16 (50mm)	GZ10	Max. 50W
2.16.0422	Common II	Black	MR16 (50mm)	GZ10	Max. 50W

### ALSO AVAILABLE

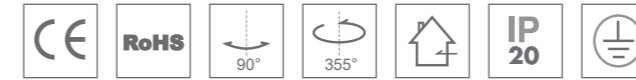
Article No.	Description
	1-Phase Track and accessories



## Telescope II

1-Phase Track Light

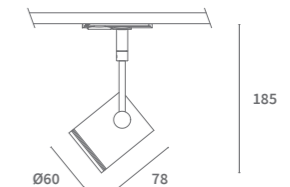
\*GZ10 / MR16



\* Compatible with most MR16 LED Bulbs with GZ10 / GU10 lamp base.

<b>Power</b>	Max. 50W
<b>Input Voltage</b>	230V
<b>Lamp Holder</b>	GZ10
<b>Lamp Type</b>	MR16 (50mm)
<b>Adapter</b>	1-Phase

\* Photometric information is determined by the chosen light source.



### PRODUCT LIST

Article No.	Product Name	Color	Lamp Type	Lamp Type	Power	Voltage
2.16.0325	Telescope II	Silver Grey	MR16 (50mm)	GZ10	Max. 50W	230V
2.16.0326	Telescope II	White	MR16 (50mm)	GZ10	Max. 50W	230V
2.16.0423	Telescope II	Black	MR16 (50mm)	GZ10	Max. 50W	230V

### ALSO AVAILABLE

Article No.	Description
	1-Phase Track and accessories