


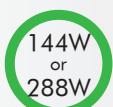
Dim Interface

Dim Controller

Dali / 1~10 V



Input Voltage



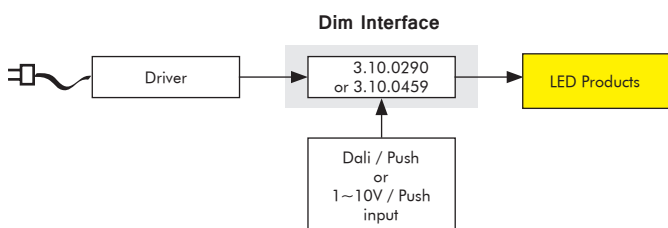
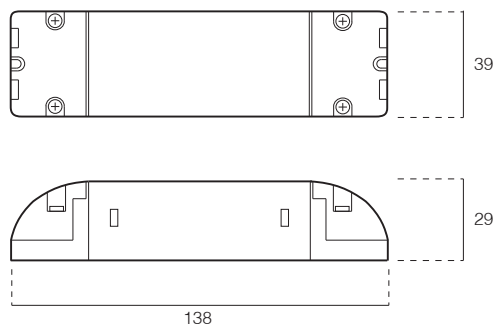
Output Power



Signal



Product Information	Input Voltage	12V DC	24V DC
	Max. Output Power	144W	288W
	Max. Load Current	1 * 12A	
	Channels	1	
	LED Connection	Parallel Connection	
	Signal Output	PWM	



Product List	Article No.	Product Name
	3.10.0290	Dim Interface Dali & Push 12/24V max. 1 channel, 12A, excluding driver
	3.10.0459	Dim Interface 1-10V & Push 12/24V max. 1 channel, 12A, excluding driver