


# Saturn

## Surface Mounted

LED / Sensor / Multi Current

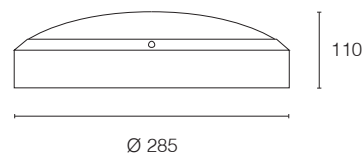
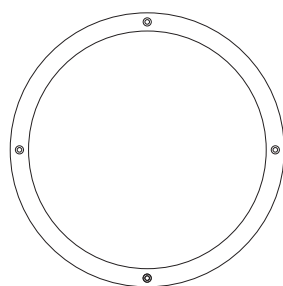


Product Information

<b>Power</b>	17W
<b>CRI</b>	>80Ra
<b>CCT</b>	3000K
<b>Lumen</b>	1567lm
<b>Efficacy</b>	92lm/W
<b>Driver</b>	Non-Dimmable Driver (included)
<b>Cover</b>	Opal

**Below function only applicable to Sensor version**

<b>Corridor Function</b>	Automatic dimming function Adjustable time, reach and intensity.
<b>Daylight Sensor</b>	2Lux/10Lux/50Lux threshold
<b>Motion Sensor</b>	Microwave Sensor
<b>Detection range</b>	6-12m (diameter), adjustable
<b>Hold time setting</b>	5 sec to 30 min, adjustable
<b>Standby period</b>	10 sec to 1 hour, adjustable
<b>Standby dimming level</b>	10% to 50%, adjustable



Multi Current 12 to 21W, adjustable					
<b>Current</b>	350mA	450mA	500mA	550mA	600mA
<b>Power</b>	12.4W	15.5W	17.3W	18.8W	20.6W
<b>Lumen</b>	1000	1300	1440	1500	1650

\* Function included only applicable to 2.16.0438 and 2.16.0439.

Product List

Article No.	Product Name	Color	Lumen	CCT	CRI	Cooling	Power	Material	Diameter
2.16.0436	Saturn, warm white	White	1567lm	3000K	>80Ra	Passive	17W	Polycarbonate	Ø 285mm
2.16.0437	Saturn Sensor, warm white	White	1567lm	3000K	>80Ra	Passive	17W	Polycarbonate	Ø 285mm
2.16.0438	Saturn Multi Current, warm white	White	1567lm	3000K	>80Ra	Passive	17W	Polycarbonate	Ø 285mm
2.16.0439	Saturn Sensor Multi Current, warm white	White	1567lm	3000K	>80Ra	Passive	17W	Polycarbonate	Ø 285mm