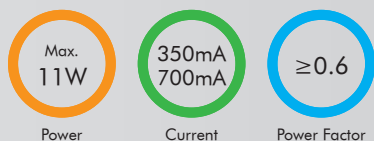


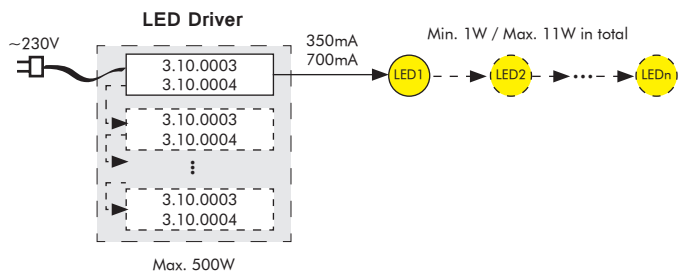
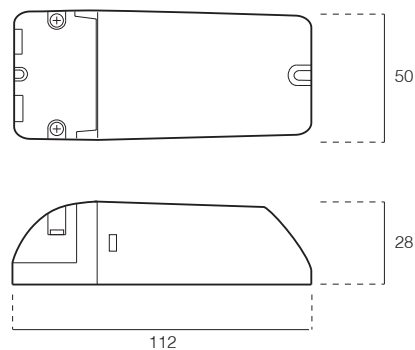
DPL 350/700mA

LED Driver Constant Current

Non-Dimmable



Product Information	Input Voltage	230V AC	
	Output Voltage	Max. 35V (no load)	Max. 14V (no load)
	Output Current	350mA	700mA
	Output Power	Min. 1W / Max. 11W (load)	
	Power Factor	≥0.6	
	LED Connection	Series Connection	
	Expanding	Max. 500W	



Product List	Article No.	Product Name
	3.10.0003	LED Driver CC DPL110E 350mA 1-11W
	3.10.0004	LED Driver CC DPL304E 700mA 1-11W